

SPRING INTO UKE!
MAY 13, 2023
VOORHEESVILLE, NY
TWO WORKSHOPS

With
Stuart Fuchs



Slow 6/8 Picking Pattern

"The Wheel" || Show on Hi G reentrant tuning (try Low G too!)

♩ = 100

"Doo Wop Style"

Ukulele

C Am F G7

p i m a m i p i m a m i p i m a m i p i m a m a

0 0 3 0 0 2 0 0 3 0 0 2 0 1 3 1 0 0 2 1 2 1 2

"House of the Rising Sun"

Am C D F Am C

p i m a m i p i m a m i p i m a m i p i m a m i p i m a m i p i m a m i

2 0 0 0 0 0 3 0 0 2 2 2 2 2 0 1 3 1 0 2 0 0 0 0 0 0 3 0 0 0

E7 Am C D F

p i m a m i p i m a m i p i m a m i p i m a m i p i m a m i p i m a m i

1 2 0 2 0 2 1 2 0 2 0 2 2 0 0 0 0 0 3 0 0 2 2 0 2 2 0 1 3 1 0 2

fine

Am E7 Am E7

p i m a m i p i m a m i p i m a m i p i m a m i

2 0 0 3 0 0 1 2 0 2 0 2 2 0 0 0 0 0 2 0 0 2 1 2 0 0 2 2 2 2 2



"Rocky Raccoon" The Beatles

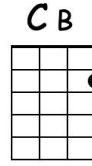
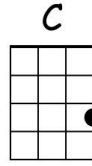
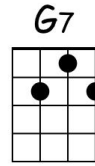
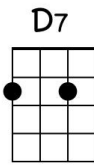
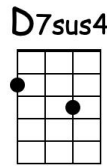
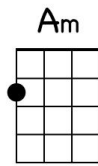
Resources, extra exclusive content & perks for members at



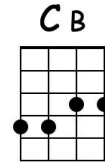
PATREON |

Link to Video Tutorial: [CLICK HERE](#)

Ukulele Chords



On Low G tuning use this chord:



Am

Now somewhere in the Black Mountain Hills of Dakota

D7sus4 D7

There lived a young boy named Rocky Raccoon

G7

C

And one day his woman ran off with another guy

C/B

Am

D7sus4

D7

Hit young Rocky in the eye Rocky didn't like that he said "I'm gonna get that boy"

G7

C

C/B

So one day he walked into town booked himself a room in the local saloon

Am

D7sus4

D7

G7

C

C/B

Rocky Raccoon checked into his room only to find Gideon's Bible

Am

D7sus4

D7

G7

C

C/B

Rocky had come, equipped with a gun to shoot off the legs of his rival

Am

D7sus4

D7

G7

C

C/B

His rival, it seems, had broken his dreams By stealing the girl of his fancy

Am

D7sus4

D7

G7

C

C/B

Her name was Magill, and she called herself Lil but everyone knew her as Nancy

Am

D7sus4

D7

G7

C

C/B

Now she and her man, who called himself Dan were in the next room at the hoe-down

Am

D7sus4

D7

G7

C

C/B

Rocky burst in, and grinning a grin He said, "Danny boy, this is a showdown"

Am

D7sus4

D7

G7

C

C/B

But Daniel was hot, he drew first and shot and Rocky collapsed in the corner....ah!

BARRELHOUSE PIANO BREAK Play 2x ("Da-da-da-da-da-da-da....")

LEARN THE MELODY IN THE EXTRA LESSON

Am	D7sus4 D7	G7	C C/B
----	-----------	----	-------

Am D7sus4 D7 G7 C C/B
 Now, the doctor came in, stinking of gin and proc-eeded to lie on the table
 Am
 He said, "Rocky, you met your match"
 D7sus4 D7
 And Rocky said, "Doc, it's only a scratch
 G7 C C/B
 And I'll be better, I'll be better, Doc, as soon as I am able"

Am D7sus4 D7
 And now Rocky Raccoon, he fell back in his room
 G7 C C/B
 Only to find Gideon's Bible
 Am D7sus4 D7
 Gideon checked out and he left in no doubt
 G7 C C/B
 to help with good Rocky's revival....Ah!

BARRELHOUSE PIANO BREAK Play 2x ("Da-da-da-da-da-da-da-da.....")
 LEARN THE MELODY IN THE EXTRA LESSON

Am	D7sus4 D7	G7	C C/B
-----------	------------------	-----------	--------------

**TAKE YOUR PLAYING, MUSICAL LITERACY & MEMORIZATION TO THE NEXT LEVEL
 WITH "BOX CHARTS"**

SONG FORM

4 beats/box % = repeat previous bar
 TWO CHORDS/BOX = 2 BEATS EACH (Usually)
 COUNT...OUT LOUD

Tap your foot - FEEL MUSIC'S FLOW

Guide yourself through the chart - see a bouncing ball and guide yourself through the chart

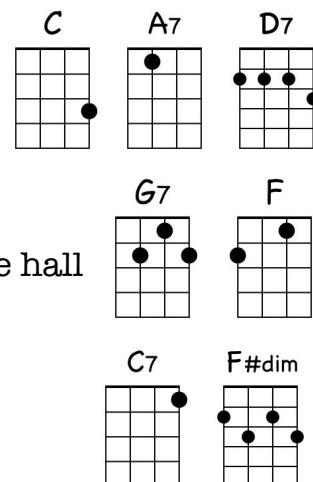
Am	D7sus4 D7	G7	C C/B
-----------	------------------	-----------	--------------

“They’re Red Hot” (Robert Johnson)
Use the “Folk process” and make up your own lyrics!

AS SEEN ON



C **A7** **D7** **G7** **C**
 Hot tamales and they red hot, yes she got’ em for sale
C **A7** **D7** **G7**
 Hot tamales and they red hot, yes she got’ em for sale
C **C7** **F** **F#dim7**
 I got a girl she’s ten feet tall, sleeps in the kitchen with her feet in the hall
C **A7** **D7** **G7** **C** **A7**
 Hot tamales and they red hot, yes she got’ em for sale - I mean
D7 **G7** **C**
 Yes she got’ em for sale



C **A7** **D7** **G7** **C**
 Hot tamales and they red hot, yes she got’ em for sale
C **A7** **D7** **G7**
 Hot tamales and they red hot, yes she got’ em for sale
C **C7** **F** **F#dim7**
 She got two for a nickel, got four for a dime...would sell you more but they ain't none of mine
C **A7** **D7** **G7** **C** **A7**
 Hot tamales and they red hot, yes she got’ em for sale - I mean
D7 **G7** **C**
 Yes she got’ em for sale



C **A7** **D7** **G7** **C**
 Hot tamales and they red hot, yes she got’ em for sale
C **A7** **D7** **G7**
 Hot tamales and they red hot, yes she got’ em for sale
C **C7** **F** **F#dim7**
 The billy got back' in a bumble bee nest....Ever since that he can't take his rest
C **A7** **D7** **G7** **C** **A7**
 Hot tamales and they red hot, yes she got’ em for sale - I mean
D7 **G7** **C**
 Yes she got’ em for sale

Use the “Folk process” and make up your own lyrics for the 3rd line!

Chord Progression for “Hot Tamales”

4 beats per box

C	A7	D7 G7	C
C	A7	D7	G7
C	C7	F	F#dim7
C	A7	D7 G7	C A7
D7 G7	C		

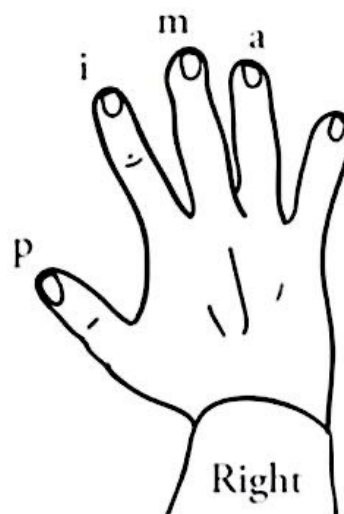
Foundational Fingerstyle pattern (shown for HIGH G ukulele tuning)

“Inside, Outside” (pick: thumb, index, thumb, middle)

Apply this pattern to the whole song

**For the next advanced & syncopated pattern,
Follow the right hand fingerings as indicated:**

**Left handed players - same system,
use your left hand**



“HOT TAMALES”: Advanced Syncopated Pattern
(Pinch thumb & middle - index thumb - middle thumb - index thumb)

THUMB MOVES FROM 4TH TO 3RD STRING

Study along with the you tube video & internalize the rhythm



First system of musical notation for 'HOT TAMALES'. It consists of four measures with chords C, A7, D7, and G7. The melody is written in treble clef, and the guitar tablature is written below. The rhythm is a syncopated pattern: m i p m p i p.



Second system of musical notation for 'HOT TAMALES'. It consists of four measures with chords C, A7, D7, and G7. The melody is written in treble clef, and the guitar tablature is written below. The rhythm is a syncopated pattern: m i p m p i p.



Third system of musical notation for 'HOT TAMALES'. It consists of four measures with chords C, C7, F, and F#dim7. The melody is written in treble clef, and the guitar tablature is written below. The rhythm is a syncopated pattern: m i p m p i p.



Fourth system of musical notation for 'HOT TAMALES'. It consists of five measures with chords C, A7, D7, G7, and C. The melody is written in treble clef, and the guitar tablature is written below. The rhythm is a syncopated pattern: m i p m p i p.



“Going Down the Road” Traditional (as played by the Grateful Dead)

Link to Video Tutorial: [CLICK HERE](#)

Resources, extra exclusive
content & perks for members at



PATREON

CHORUS

G
Goin down the road feelin bad
C G
Goin down the road feelin bad
C G Em
Goin down the road feelin bad, bad, bad
G D G
Don't wanna be treated this a-way

VERSE 1

G
Goin' where the chilly winds don't blow
C G
Goin' where the chilly winds don't blow
C G Em
Goin' where those chilly winds don't blow, blow, blow
G D G
Don't wanna be treated this a-way

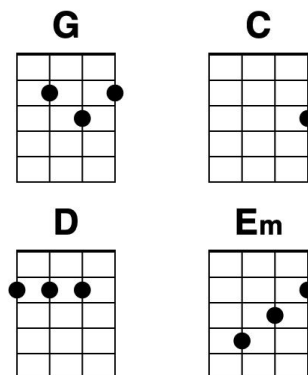
VERSE 2

G
Goin where the climate suits my clothes
C G
Goin where the climate suits my clothes
C G Em
Goin where the climate suits my clothes, clothes, clothes
G D G
Don't wanna be treated this a-way

VERSE 3

G
Going where the water tastes like wine
C G
Going down where the water tastes like wine
C G Em
Going where the water tastes like wine, wine, wine
G D G
Don't wanna be treated this a-way

Ukulele Chords



16 Bar Song Form (16 bar blues) 4 beats/box

G	G	G	G
C	C	G	G
C	C	G	Em
G	D	G	G

Glory Days

Bruce Springsteen

MAIN RIFF

Ukulele main riff diagram for 'Glory Days'. The diagram shows a 4/4 time signature with a key signature of two sharps (F# and C#). The riff is composed of several chords: A, Asus4, A, D, Dsus4, and D. The fretboard is shown with fingerings (0, 1, 2) and strumming patterns (up and down arrows). The diagram includes a treble clef and a ukulele icon.

VERSE 1

A **D** **A** **D**
 I had a friend was a big baseball player - back in high school
A **D** **A** **D**
 He could throw that speedball by you - make you look like a fool boy
E7 **D**
 Saw him the other night at this roadside bar - I was walking in, he was walking out
E7 **D** **E7**
 We went back inside sat down had a few drinks...but all he kept talking a-bout was

Ukulele chord diagrams for Verse 1: A, D, A, D, E7, D, E7, and E7.

CHORUS

A **D** **A**
 Glory days well they'll pass you by Glory days
A **D** **E7** **A**
 in the wink of a young girl's eye Glory days.... glory daaaayyys

VERSE 2

A **D** **A** **D**
 There's a girl that lives up the block back in school she could turn all the boys heads
A **D** **A** **D**
 Some-times on a Friday I'll stop by and have a few drinks after she put her kids to bed
E7 **D**
 Her husband Bobby well they split up - I guess it's two years gone by now
E7
 We just sit around talking about the old times
D **E7**
 She says when she feels like crying, She starts laughing thinking 'bout —> **CHORUS**

VERSE 3 (Breakdown)

A **D** **A** **D**
 Now I think I'm going down to the - well tonight and I'm gonna - drink till I get my fill
A **D** **A** **D**
 And I hope when I get old I don't sit a-round thinking about it....but I probably will
E7 **D**
 Yeah, just sitting back trying to recapture...a little of the glory of
E7 **D** **E7**
 Well time slips away and leaves you with nothing mister but boring stories of —> **CHORUS**

REPEAT RIFF TO END

Up Above My Head

Gospel / Folk Song

Call & Response Form...Make up your own words too!

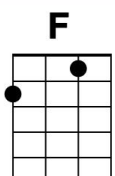
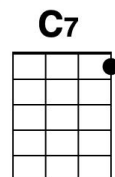
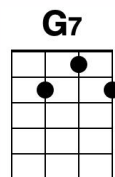
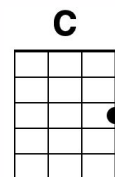
C
Up above my head (up above my head) I hear music in the air
G7 **C**
Up above my head (up above my head) I hear music in the air
C **C7** **F**
Up above my he - ad, I hear music in the air
C **G7** **C** (break)
I really do be-lieve (I really do be-lieve) There's a heaven some-where

C
Up above my head (up above my head) I hear singing in the air
G7 **C**
Up above my head (up above my head) I hear singing in the air
C **C7** **F**
Up above my he - ad, I hear singing in the air
C **G7** **C** (break)
I really do be-lieve (I really do be-lieve) There's a heaven some-where

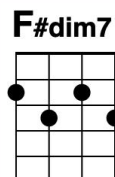
C
All in this room (All in this room) I hear music in the air
G7 **C**
All in this room (All in this room) I hear music in the air
C **C7** **F**
All in this ro - om, I hear music in the air
C **G7** **C** (break)
I really do be-lieve (I really do be-lieve) There's a heaven some-where

C
Up above my head (up above my head) There's music all around
G7 **C**
Up above my head (up above my head) There's music all around
C **C7** **F**
Up above my he - ad, There's music all around
C **G7** **C** (break)
I really do be-lieve (I really do be-lieve) It's deep & profound

C
Up above my head (up above my head) I hear music in the air
G7 **C**
Up above my head (up above my head) I hear music in the air
C **C7** **F**
Up above my he - ad I hear music in the air
C **G7** **C** (break)
I really do be-lieve (I really do be-lieve) There's a heaven some-where

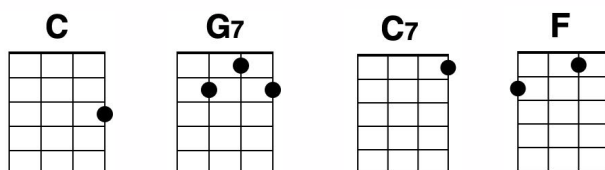


OPTIONAL CHORD
(after F)



Up Above My Head

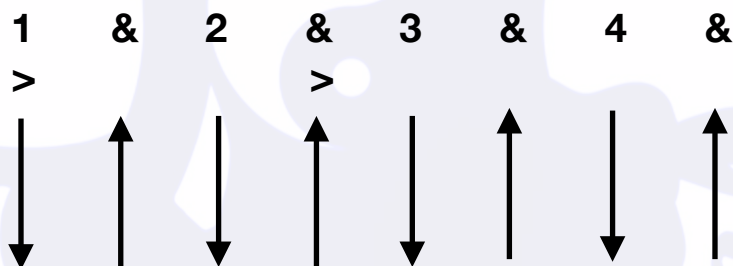
Box notation & R&B style strum pattern



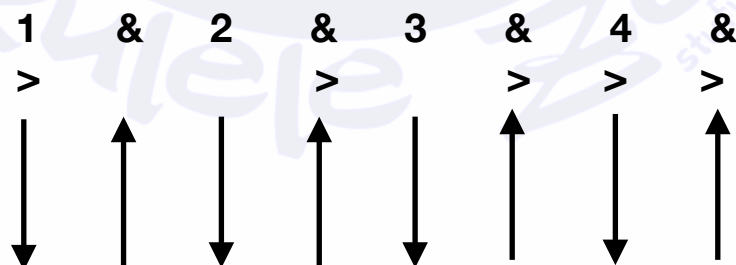
Box Notation — Shows Song structure
 4 beats each box
 % = play previous box

C	%	%	%	G7	%	C	%
C	C7	F	%	C	G7	C	C (Break)

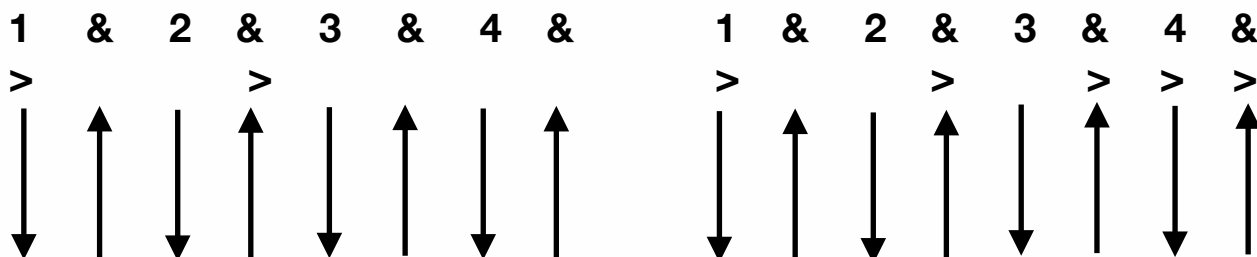
Pattern 1: Syncopated Groove



Pattern 2: Syncopated Groove w/ Fill



Pattern 3: Two Measure Pattern





PLAY ALONG ON



“Jump in the Line”
by: Lord Kitchener
as performed by Harry Belafonte

Resources, extra exclusive
content & perks for members at



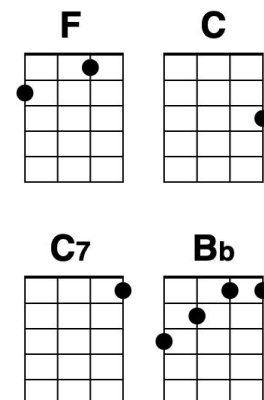
PATREON |

Intro Riff



CHORUS (played in between each verse)

F **C**
Shake, shake, shake, Senora...Shake your body line
C7 **F**
Shake, shake, shake, Senora....Shake it all the time
F **C**
Work, work, work, Senora...Work your body line
C7 **F**
Work, work, work, Senora...Work it all the time



VERSE 1: (One strum “stops” on the 1st 8 bars)

F **Bb** **F** **C**
My girl's name is Sen-ora...I tell you friends I a-dore her
F **Bb** **F** **C**
And when she dances, oh brother...She's a hurricane in all kinds of weather
F **C** **F** **C**
Jump in the line.....Rock your body in time - OK....I believe you! **(Play this line 4x —> Chorus)**

VERSE 2: (One strum “stops” on the 1st 8 bars)

F **Bb** **F** **C**
You can talk about cha-cha...Tango, waltz or the rumba
F **Bb** **F** **C**
Se-nora's dance has no title...You jump in the saddle, hold on to the bridle
F **C** **F** **C**
Jump in the line.....Rock your body in time - OK....I believe you! **(Play this line 4x —> Chorus)**

VERSE 3: (One strum “stops” on the 1st 8 bars)

F **Bb** **F** **C**
Se-nora, she's a sen-sation...The reason for avi-ation
F **Bb** **F** **C**
And fellas, you got to watch it...When she wind up she bottom, she go like a rocket
F **C** **F** **C**
Jump in the line.....Rock your body in time - OK....I believe you! **(Play this line 4x —> Chorus)**

SPECIAL CHORUS: (with clapping & Uke percussion)

F (claps, etc) **C**
Shake, shake, shake, Senora.....Shake your body line
C7 (claps, etc) **F**
Shake, shake, shake, Senora.....Shake it all the time
F (claps, etc) **C**
Work, work, work, Senora.....Work your body line
C7 (claps, etc) **F**
Work, work, work, Senora.....Work it all the time



VERSE 4: (One strum “stops” on the 1st 8 bars)

F **Bb** **F** **C**
Sen-ora dances Cal-ypso...Left to right is the tempo
F **Bb** **F** **C**
And when she gets the sens-ation...She go up in the air, come down in slow motion
F **C** **F** **C**
Jump in the line.....Rock your body in time - OK....I believe you! **(Play this line 4x —> Chorus)**

GOING DEEPER: LEARN THE SONG FORM IN BOX CHARTS NOTATION

4 beats/box % = repeat previous bar || TWO CHORDS/BOX = 2 BEATS EACH
Guide yourself through the chart — See a bouncing ball guiding you through the chart

CHORUS: (“Shake, Shake, Shake Senora...”)

F	F	F	C
C7	C7	C7	F

VERSE: (first 8 bars have one strum “stops” - LAST LINE IS PLAYED 4x)

F	Bb	F	C
F	Bb	F	C
F	C	F	C

SPECIAL CHORUS: (with body percussion in the extra bars)

F	F	CLAP	CLAP	STOP	C
C7	C7	CLAP	CLAP	STOP	F

THANK YOU

***FOR BEING A PART OF THIS UKULELE
COMMUNITY! I AM VERY GRATEFUL FOR
EVERY LIKE & SHARE OF MY YOUTUBE
VIDEO CONTENT.***

***FOR MORE PRINTABLES AND RESOURCES
LIKE THIS, PLEASE JOIN OUR
PATREON COMMUNITY:***

WWW.PATREON.COM/UKULELEZEN

