

# Playing Slide on The Ukulele:

There are many tunings to explore on the ukulele that work well for slide on the ukulele.  
This class will focus on **Open C tuning & Open G.**

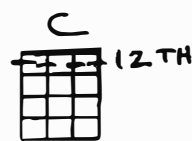
## C TUNING FOR SLIDE: GCEG

This means that you are only changing 1 string.

The A string to down 1 whole step to a G note: GCEG.

### C Chords: {I}

Play all of the strings open for the C chord  
For C7, play the E and G strings at the 3<sup>rd</sup> fret



### F Chords {IV}

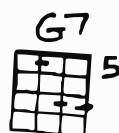
For F: Play the slide or bar at the 5<sup>th</sup> fret.

For F7 the 8<sup>th</sup> fret E and G strings




### G Chords {V}

Play the slide or bar at the 7<sup>th</sup> fret.



Adding Boogie Notes to Your C Chord in Open C Tuning



# The Sky Is Crying -Elmore James {Slide Ukulele}

Fire Records- Circa 1959 C Tuning GCEA or: {Slide Tuning: GCEG}

**C** **F** **C**  
The sky is cryin' look at the tears rollin' down the street

**F** **C**  
The sky is cryin, Look at the tears rollin' down the street

**G** **F** **C**  
I been lookin' for my baby I wonder where she can be

**C** **F** **C**  
I saw my baby one mornin' she was walkin' on down the street

**F** **C**  
I saw my baby one mornin' she was walkin' on down the street

**G** **F** **C**  
You know it hurt me so bad It made my poor heart skip a beat

**C** **F** **C**  
I've got a bad, bad feelin' , My baby don't love me no more

**F** **C**  
I've got a bad, bad feelin' My baby don't love me no more

**G** **F** **C**  
The sky is cryin' look at the tears rolling down my nose

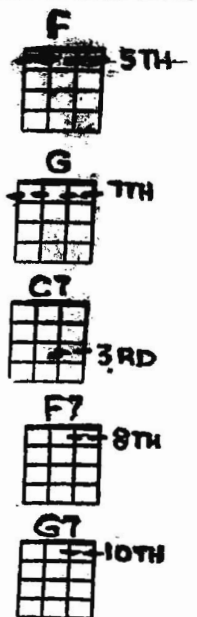
**C** **F** **C**  
The sky is cryin' Look at the tears rollin' down the street,

**F** **C**  
The sky is cryin' Look at the tears rollin' down the street

**G** **F** **C**  
I been lookin' for my baby I wonder where my baby can be




G C E G TUNING



**Notes:** *The Sky Is Crying*, reached number 15 on the Billboard Hot R & B Singles 1960.  
Later recorded by Eric Clapton, Jeff Beck, Sonny Boy Williamson, Stevie Ray Vaughan  
and Albert King. Elmore James: <https://www.youtube.com/watch?v=S788gi9vdp0>

SLIDE  
PATTERN



## G Tuning for Slide:

### GDBG

G string stays the same  
C gets tuned down to B  
E gets tuned down to D  
A gets tuned down to G

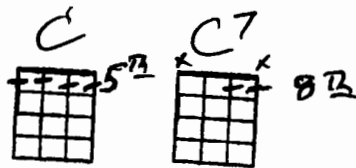
### G Chords {I}

Play the Open strings for a G chord.  
G7th play the two middle strings {BD} at the 3<sup>rd</sup> fret



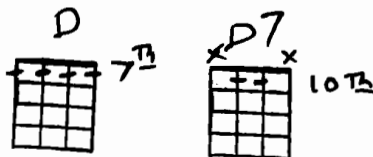
### C Chords {IV}

For a C chord, bar at the 5<sup>th</sup> fret  
For a C7th, bar at the 7<sup>th</sup> fret



### D Chords {V}

For a D chord bar at the 7<sup>th</sup> fret  
For a D7th chord place slide over two middle strings {BD} at 10<sup>th</sup> fret



# Skillet Good N Greasy: Traditional

G Tuning: **GDBG** Boom Chuck Strum © 2020 [www.lilrev.com](http://www.lilrev.com)

**G**

I'm going downtown, gonna get me a sack of flower

Gonna cook it every hour, keep my skillet good n greasy

**D**

**G**

All the time, time, time, skillet good n greasy all the time!

**G**

Gonna get me a bottle of brandy, gonna give it all to mandy

Keep her good n drunk and goosey all the time, time, time,

**D**

**G**

Good n drunk n goosey all the time!

**G**

My baby tells me so I'll railroad no more

Lay around the shanty all the time, time, time

**D**

**G**

Lay around the shanty all the time!

**G**

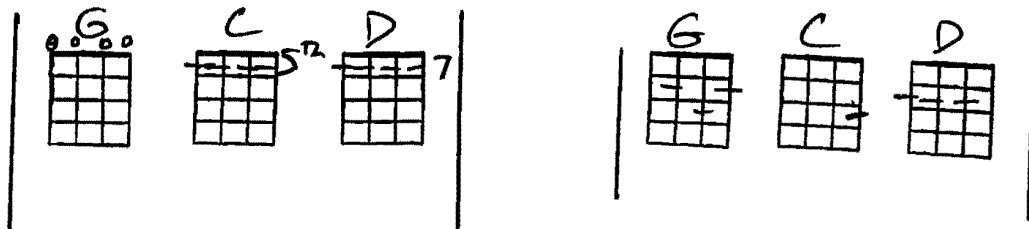
Got some chickens in my sack, blood hounds on my track


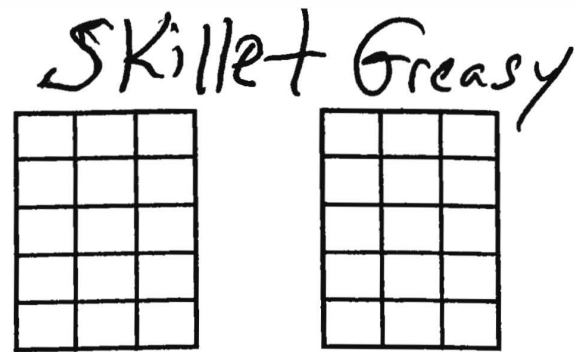
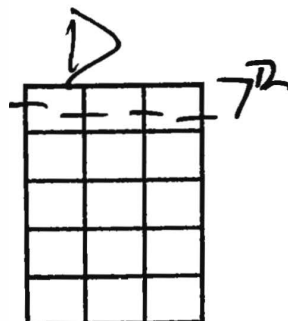
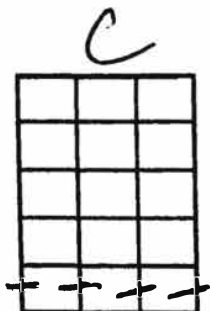
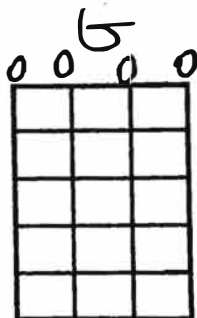

Got to make it to my shanty if I can, can, can,

**D**

**G**

Make it to my shanty if I can!





G

T #	0	2	4	4	2	0	0	0	2	4	4	2	0	0
A 4														
B 4														

T	0	2	3	4	3	4	0	0	0	2	3	4	3	4	0
A															
B															

D<sup>7</sup>

T	7	7	5	4	0	0	2	0	3	3
A										
B										

G

# Can't Be Satisfied-Muddy Waters

{Circa 1948- Aristocrat Record Label}

GDBG

Boom Chuck Strum: ↓ ↓ or ↓ ↓ ↑ {12 Bar Blues}

**G** Well I'm goin' away to leave, won't be back no more, goin' back down south, don't you want to go? **G7**

**C** I'm troubled, I be all worried in mind, **G** Well, I just can't be satisfied, **D7** and I just can't keep from cryin'. **C7** **G**

**G** I feel like snappin', Pistol in your face, I'm gonna let some graveyard, Lord be your resting place **G7**

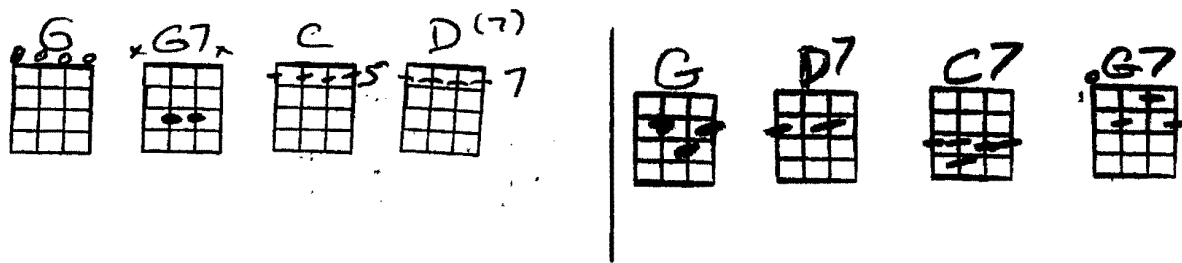
**C** I'm troubled, I be all worried in mind, **G** I just can't be satisfied, **D7** and I just can't keep from cryin'. **C7** **G**

**G** Well now all in my sleep, hear my doorbell ring, Lookin' for my baby, couldn't see a doggone thing **G7**

**C** Woman I was troubled, I was all worried in mind, **G** I just can't be satisfied, **D7** just can't keep from cryin'. **C7** **G**

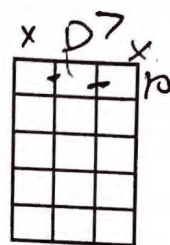
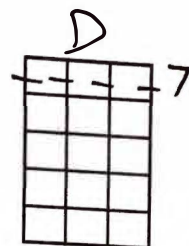
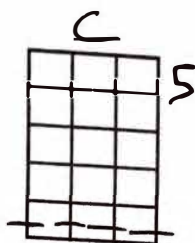
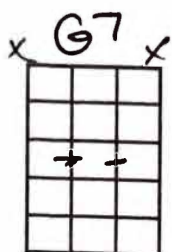
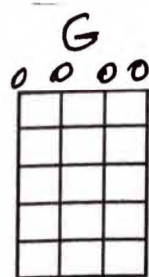
**G** My little old lady, she gonna jump and shout, that old train be late man, I come walking out **G7**

**C** I be troubled, I be all worried in mind, **G** I just can't be satisfied, **D7** and I just can't keep from crying. **C7** **G**



**Notes:** The Delta blues of the 1920's, Son House, Bukka White, Blind Willie Davis, Charlie Patton, Robert Johnson lives on in this piece as Muddy Waters played electrified slide, effectively taking the acoustic delta roots and amplifying the past for a hauntingly brilliant sound that soon became a signature piece of Chicago Blues History. Listen to Elmore James, Hound Dog Taylor, Robert Nighthawk and Howling Wolf for great examples of the blues roots morphing into amplified magic. Later the Rolling Stones, Eric Clapton, Jimmy Page and countless others would imitate these records giving way to the British Invasion.

CAN'T BE SATISFIED - MUDGY WATERS



G	7	-4	0	77	-44	0
T						
A						
B						

77	-44	00	20	G7
T				
A				
B				

C	55	55	55	55	55	55	55	55	55
T									
A									
B									

G	7	-4	0	77	-44	0
T						
A						
B						

D	77	77	77	77	77	77	77	77	77
T									
A									
B									

G	12	12	12	12	12	12	12	12	12
T									
A									
B									

Arranged ~ (c)2020 li/rev.com



# Mother Earth

Chicago Blues Barrelhouse Piano Player Memphis Slim {Peter Chapman} Recorded this in 1951 on The Premium Record Label. It was stands today as one of his best-known compositions. Arranged for Ukulele By: Lil Rev © 2020 [www.lilrev.com](http://www.lilrev.com)

You Tube: <https://www.youtube.com/watch?v=FRyPHWw-Azo>

G

You may holler at me all the time you may never go my way.

G7

Mother Earth is waiting for you, for the debt you gotta pay...CH ↓

## CHORUS:

C

G {Insert G Lick}

Don't care how great you are, Don't care what you worth

D7

C7

G

D7

When it all is up you got to, go back to mother earth

G

You may own a half a city, even diamonds and pearls

G7

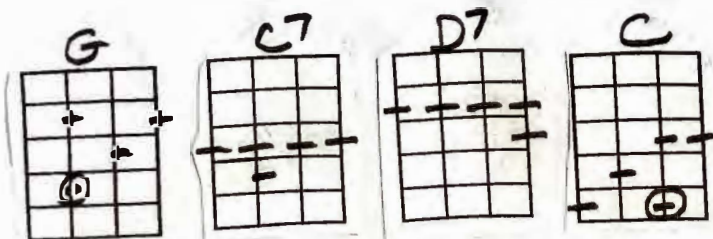
You may buy an plane baby, And fly all over this world... CH ↑

G

You may play racehorses you may own that racetrack

G7

You may have enough money baby, To buy anything you lack...CH ↑





## Mother Earth Ukulele Blues Solo

Arranged © Lil Rev 2020

This solo utilizes Peter Chapman's classic descending, chromatic blues riff that he peppers throughout the song. I have also added standard boogie-woogie piano lines in the 5<sup>th</sup> and 6<sup>th</sup> measures before returning to the main riff. Measures 9 & 10 are standard blues guitar lines that follow the moveable chord forms with slides up the neck before concluding in measures 11 and 12 with a boogie note strum and turnaround to the V chord {not part of the original recording, but how I first learned it on the "blues scene" in Milwaukee}. Going back to the V chord {D7} is a standard blues device. Some tunes will go to the V chord and some stay on the I in the 12<sup>th</sup> measure. Most of the covers of this tune go to the V chord, though Memphis Slim stayed on the tonic at the end of each verse. Check Out

Tracy Nelson and Michael Bloomfield's Version:

G <https://www.youtube.com/watch?v=0ADKCMDNT5Q>

Handwritten musical notation for measures 1-2, G major.

T	A	B
3 2 1	4	3 2 1 2
3 2 1	4	3 2 1 2

Handwritten musical notation for measures 3-4, G7 chord.

T	A	B
3 2 1	4	3 2 1 2
2 2 2	2 2 2	2 2 2

Handwritten musical notation for measures 5-6, C major.

T	A	B
0 0	3 3 5 5	6 6 5 5
0 0	3 3 0 0	3 3 0 0

Handwritten musical notation for measures 7-8, G major.

T	A	B
3 2 1	4	3 2 1 2
3 2 1	4	3 2 1 2

Handwritten musical notation for measures 9-10, D7 and C7 chords.

T	A	B
5 5 5 5 5 5	8	3 3 3 3 3 3
5 5 5 5 5 5	4	3 3 3 3 3 3

Handwritten musical notation for measures 11-12, G major.

T	A	B
2 2 2 2 2 2	3 3 3 3 3 3	2 2 2 2 2 2
3 3 3 3 3 3	2 2 2 2 2 2	3 3 3 3 3 3